

UNITED COMMERCIAL BANK LTD.

Fresh Balance Sheet
(As per Court Order dated 11.06.2008)
For the year ended December 31, 2006

AUDITOR

M. J. ABEDIN & CO.
Chartered Accountants
National Plaza (6th Floor)
1/G, Free School Street
Sonargaon Road
Dhaka - 1205

UNITED COMMERCIAL BANK LTD.
Balance Sheet
As at December 31, 2006

		Amount in Taka	
		December 31, 2006	December 31, 2005
PROPERTY & ASSETS			
Cash	03	2,812,472,933	2,178,452,042
Cash in Hand (Including Foreign Currencies)		661,344,316	652,133,008
Balance with Bangladesh Bank & Sonali Bank (Including Foreign Currencies)		2,151,128,617	1,526,319,034
Balance With Other Banks & Financial Institution	04	2,100,016,353	623,507,275
In Bangladesh		1,841,839,830	253,975,084
Outside Bangladesh		258,176,523	369,532,191
Money at Call and Short Notice	05	10,000,000	1,670,000,000
Investment	06	6,100,772,843	2,877,478,116
Government Securities		5,954,187,159	2,706,893,860
Others		146,585,684	170,584,256
Loans and Advances	07	26,110,094,793	20,210,642,370
Loans, Cash Credits and Overdrafts etc.		24,085,316,032	18,883,425,351
Bills Purchased and Discounted		2,024,778,761	1,327,217,019
Premises and Fixed Assets (Less Depreciation)	08	291,209,397	277,548,953
Other Assets	09	1,123,054,126	974,965,993
Non Banking Assets			
Total Assets		38,547,620,445	28,812,594,749

LIABILITIES AND CAPITAL

LIABILITIES

Borrowings From Other Banks, Financial Institutions and Agents etc.	10	264,695,789	8,929,462
Deposits And Other Accounts	11	33,015,843,862	24,559,331,007
Current Deposits & Other Accounts		4,876,154,870	4,488,855,618
Bills Payable		581,000,719	541,593,176
Savings Bank Deposits		7,655,769,180	6,861,996,706
Fixed Deposits		19,902,919,093	12,666,885,507
Bearer Certificate of Deposit		-	-
Other Liabilities	12	2,944,980,877	2,509,469,110
Total Liabilities		36,225,520,528	27,077,729,579

CAPITAL / SHAREHOLDERS' EQUITY

		Amount in Taka	
		December 31, 2006	December 31, 2005
Paid up Capital (Note - a)	13	299,204,890	299,204,890
Proposed Issue of Bonus Shares for 2002, 2003 & 2004 (90%) (Note-b)		269,284,401	269,284,401
Proposed Issue of Bonus Shares for 2005 (50%) (Note-c)		284,244,646	284,244,646
Proposed Issue of Bonus Shares for 2006 (40%) (Note-d)		341,093,575	-
Statutory Reserve	14	898,792,231	686,899,231
General Reserve (Note)	15	200,709,818	195,232,002
Retained Earning (Note)	16	28,770,356	-
Total Shareholders' Equity		2,322,099,917	1,734,865,170
Total Liabilities and Shareholders' Equity		38,547,620,445	28,812,594,749

OFF BALANCE SHEET ITEMS

Contingent Liabilities	17		
Acceptances & Endorsements		15,260,398,314	11,375,472,308
Letter of Guarantees		1,500,372,572	1,158,474,060
Irrevocable Letters of Credit		7,392,032,000	5,920,281,808
Bills for Collection		142,271,866	231,879,560
Other Contingent Liabilities	17.01	6,225,721,876	4,064,836,880

OTHER COMMITMENTS


Documentary Credit and Other Short Term Trade Related Transactions			
Forward Assets Purchased and Forward Deposits Placed			
Undrawn Note Issuance and Revolving Underwriting Facilities			
Undrawn Formal Standby Facilities, Credit Lines and Other Commit			
Total off Balance Sheet Items including Contingent Liabilities		15,260,398,314	11,375,472,308

Note :


This balance sheet is prepared afresh as per order of the court giving effect of the following:

- Increase in share capital due to Bonus Share amounting BDT 69,047,282 being 30% Bonus Dividend approved for 2001 in the AGM held on 09.09.2007.
- Bonus Shares proposed for 2002, 2003 and 2004 (90%) in the adjourned Board meeting held on 12.09.2005.
- Bonus Shares proposed for 2005 (50%) in the Board meeting held on 26.12.2007.
- Bonus Shares proposed for 2006 (40%) in the Board meeting held on 04.08.2008.

Except for above, no changes have been made in the audited Balance Sheet dated 27.05.2007.

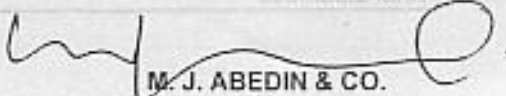

Managing Director


Director


Director


Director

The effect given in the Balance Sheet has been examined and found correct.


M. J. ABEDIN & CO.
Chartered Accountants

Dated : April 18, 2010

Place : Dhaka

UNITED COMMERCIAL BANK LTD
Profit and Loss Account
For the year ended December 31, 2006

Account No. 10000000000000000000
 Date of Statement 31 December 2006

		Amount in Taka	
		December 31, 2006	December 31, 2005
OPERATING INCOME			
Interest Income	18	3,036,805,368	2,303,987,311
Interest paid on Deposit and Borrowings, etc.	19	(1,749,735,770)	(1,195,364,906)
Net Interest Income		1,287,069,598	1,108,622,405
Income from Investment	20	288,122,804	215,152,384
Commission, Exchange and Brokerage	21	639,043,806	552,206,846
Other Operating Income	22	154,139,053	116,577,443
Total Operating Income (a)		2,368,375,261	1,992,619,078
OPERATING EXPENSES			
Salary and Allowances	23	729,844,714	583,011,961
Chief Executive's Salary including Other Fees	24	3,448,000	3,457,500
Rent, Taxes, Insurance, Lighting etc.	25	92,511,872	81,512,694
Legal Expenses	26	6,684,020	5,122,133
Postage, Stamps, Telegram, Telephone etc.	27	25,783,980	23,413,092
Stationery, Printing, Advertisements etc.	28	36,014,133	18,496,793
Director's Fee and Other Expenses	29	1,251,977	1,225,328
Auditors Fees		170,500	1,645,000
Depreciation and Repair of Bank's Assets	30	63,192,223	56,899,102
Other Expenses	31	88,904,933	65,381,462
Total Operating Expenses (b)		1,047,806,352	840,165,065
Profit/(Loss) before Provision(c) = (a-b)		1,320,568,909	1,152,454,013
Provision for Loans & Advances	32	261,104,000	300,000,000
Provision for Diminution in Value of Investments		-	-
Other Provisions	33	-	-
Total Provision (d)		261,104,000	300,000,000
Total Profit before Income Tax (c - d)		1,059,464,909	852,454,013
Provision for Income Tax	34	477,707,978	435,357,685
Current Tax		477,707,978	430,702,971
Deferred Tax Expenses		-	4,654,714
Net Profit after Tax		581,756,931	417,096,328
Retained Earnings Brought Forward		-	-
Transferred from General Reserve		-	54,087,038
Balance Carried Forward		581,756,931	471,183,366

CAPITAL SHAREHOLDERS EQUITY

UNITED COMMERCIAL BANK LTD

Profit and Loss Account

ended December 31, 2008

Balance Brought Forward	14
APPROPRIATIONS	
Statutory Reserve (Under sec.24 of the Bank Companies Act 1991)	15
Proposed Issue of Bonus Shares for 2005 (50%) (Note- a)	16
Proposed Issue of Bonus Shares for 2006 (40%) (Note- b)	17
General Reserve	18
Retained Earnings	19
Earnings per Share (EPS)	35


Amount in Taka	
December 31, 2005	December 31, 2006
581,756,931	471,183,366
211,893,000	170,490,802
-	284,244,646
341,093,575	-
-	16,447,918
28,770,356	-
194.43	139.40


Note :


This balance sheet is prepared afresh as per order of the court giving effect of the following:


- a. Bonus Shares proposed for 2005 (50%) in the Board meeting held on 26.12.2007.
- b. Bonus Shares proposed for 2006 (40%) in the Board meeting held on 04.08.2008.

Except for above, no changes have been made in the audited Profit & Loss Account dated 27.05.2007.


 Managing Director



 Director


 Director


 Director

The effect given in the Profit & Loss Account has been examined and found correct.

Dated : April 18, 2010
 Place : Dhaka


M. J. ABEDIN & CO.
 Chartered Accountants

UNITED COMMERCIAL BANK LTD.
Statement of Changes in Shareholders' Equity
For the year ended on December 31, 2006

Particulars	Paid up Capital	Statutory Reserve	General Reserve	Proposed Issued of Bonus Shares	Retained Surplus	Total
	Taka	Taka	Taka	Taka	Taka	Taka
Balance as at January 01, 2006	299,204,890	686,899,231	195,232,002	553,529,047	-	1,734,865,170
Changes in Accounting Policy	-	-	-	-	-	-
Restated Balance	299,204,890	686,899,231	195,232,002	553,529,047	-	1,734,865,170
Surplus/Deficit on Revaluation of Properties	-	-	-	-	-	-
Deficit/Surplus on Revaluation of Investments	-	-	-	-	-	-
Other Deficit/Surplus	-	-	5,477,816	-	-	5,477,816
Net Gains and Losses not Recognized in Income Statement	-	-	-	-	-	-
Net Profit for the year	-	211,893,000	-	-	369,863,931	581,756,931
Proposed Bonus Shares for 2006 (40%)	-	-	-	341,093,575	(341,093,575)	-
Appropriation made during the year	-	-	-	-	-	-
Balance as at December 31, 2006	299,204,890	898,792,231	200,709,818	894,622,622	28,770,366	2,322,099,917





The accompanying notes 1 to 40 form an integral part of these financial statements.

Note :

This statement of Changes in Shareholder's Equity is prepared afresh as per order of the court giving effect of the following:


- a. Bonus Shares proposed for 2002, 2003 and 2004 (90%) in the adjourned Board meeting held on 12.09.2005.
- b. Bonus Shares proposed for 2005 (50%) in the Board meeting held on 26.12.2007.
- c. Bonus Shares proposed for 2006 (40%) in the Board meeting held on 04.08.2008.

Except for above, no other changes have been made in the audited statement of changes in shareholders' equity dated 27.05.2007.

 _____ Managing Director	 _____ Director	 _____ Director	 _____ Director
---	--	---	--

The effect given in the Changes in Equity has been examined and found correct.

Dated : April 18, 2010
Place : Dhaka


M. J. ABEDIN & CO.
Chartered Accountants

Notes to The Financial Statements

Except for the following notes, no other changes have been made in Notes to The Financial Statements dated 27.05.2007

Amount in Taka	
December 31, 2006	December 31, 2005

13.00 Capital

Authorized

10,000,000 ordinary shares of Tk 100 each	<u>1,000,000,000</u>	<u>1,000,000,000</u>
---	----------------------	----------------------

Issued Subscribed and Paid up Capital

The issued, subscribed and paid up capital of the bank amounts to 2,992,048.90 shares for Tk 100 each	<u>299,204,890</u>	<u>299,204,890</u>
---	--------------------	--------------------

Break up of Issued Subscribed and Paid up Capital

Particulars	2006			
	No. of Share holders	No of Shares	Amount in Taka	%
Sponsors/Promoters	46.00	1,297,062.30	129,706,230.00	43.35
General Public (Including NRBs)	7,452.00	1,508,632.00	150,863,200.00	50.42
Govt. of Peoples Republic of B'des	1.00	186,354.60	18,635,460.00	6.23
	<u>7,499.00</u>	<u>2,992,048.90</u>	<u>299,204,890.00</u>	<u>100.00</u>

Particulars	2005			
	No. of Share holders	No of Shares	Amount in Taka	%
Sponsors/Promoters	46.00	1,297,062.30	129,706,230.00	43.35
General Public (Including NRBs)	7,452.00	1,508,632.00	150,863,200.00	50.42
Govt. of Peoples Republic of B'des	1.00	186,354.60	18,635,460.00	6.23
	<u>7,499.00</u>	<u>2,992,048.90</u>	<u>299,204,890.00</u>	<u>100.00</u>

Classification of Shareholding by holding as on December 31, 2006

Holdings	Number of Shareholders	Number of Shares	Value of Shares (Fig in Taka)	% of Total Shares
1 to 500 Shares	7,289.00	399,364.90	39,936,490.00	13.35
501 to 5000 Shares	128.00	584,699.00	58,469,900.00	19.54
5001 to 10,000 Shares	25.00	192,616.00	19,261,600.00	6.44
10,001 to 20,000 Shares	32.00	583,440.00	58,344,000.00	19.50
20,001 to 30,000 Shares	7.00	184,035.00	18,403,500.00	6.15
30,001 to 40,000 Shares	3.00	102,368.00	10,236,800.00	3.42
40,001 to 50,000 Shares	6.00	266,005.00	26,600,500.00	8.89
50,001 to 100,000 Shares	5.00	298,294.00	29,829,400.00	9.97
10,000,001 & above	3.00	381,227.00	38,122,700.00	12.74
	<u>7,499.00</u>	<u>2,992,048.90</u>	<u>299,204,890.00</u>	<u>100.00</u>

	Amount in Taka	
	December 31, 2006	December 31, 2005
Capital Adequacy Ratio		
Core Capital (Tier-1)		
Paid-up Capital	299,204,890	299,204,890
Statutory Reserve	898,792,231	686,899,231
General Reserve	200,709,818	195,232,002
Proposed Issue of Bonus Shares for 2002, 2003 & 2004 (90%)	269,284,401	269,284,401
Proposed Issue of Bonus Shares for 2005 (50%)	284,244,646	284,244,646
Proposed Issue of Bonus Shares for 2006 (40%)	341,093,575	-
Retained Earning/Profit & Loss Account	28,770,356	-
	<u>2,322,099,917</u>	<u>1,734,865,170</u>
Supplementary Capital (Tier-2)		
1% General Provision	290,265,000	200,000,000
Exchange Equalisation Account	8,043,177	8,043,177
	<u>298,308,177</u>	<u>208,043,177</u>
	<u>2,620,408,094</u>	<u>1,942,908,347</u>
Total Capital (Tier-1 + Tier-2)		
Risk Weighted Assets including off Balance Sheet Items	27,018,239,892	19,980,914,363
Required Capital (9% of Risk Weighted Assets)	<u>2,431,641,590</u>	<u>1,798,282,294</u>
Capital Surplus/(Shortfall)	<u>188,766,504</u>	<u>144,626,053</u>
Capital Adequacy Ratio		
Core Capital (Minimum Standard 4.5%) of Risk Weighted Assets	9.70	9.72
Supplementary Capital	8.59	8.68
	1.11	1.04

14.00 Statutory Reserve

Opening Balance	686,899,231	516,408,429
Add : Transferred during for the year	211,893,000	170,490,802
Less : Adjustment during the year	-	-
	<u>898,792,231</u>	<u>686,899,231</u>

15.00 General Reserve


Opening Balance	195,232,002	157,986,856
Add : Others Surplus	5,477,816	74,884,266
Add : Net Profit Appropriation	-	16,447,918
Less: Issue of Bonus Shares	-	54,087,038
	<u>200,709,818</u>	<u>195,232,002</u>

16.00 Retained Earnings


Opening Balance	-	-
Add: Transferred during the year	369,863,931	230,157,608
Add: Transferred from General Reserve	-	54,087,038
Less : Transferred to proposed issued of Bonus Shares	341,093,575	284,244,646
	<u>28,770,356</u>	<u>-</u>


35.00 Earnings per Share

Numbers of Ordinary Shares	2,992,048.90	2,992,048.90
Net Profit After Tax	581,756,931	417,096,238
Earnings per Share (EPS)	194.43	139.40


Managing Director


Director


Director


Director

Dated: April 18, 2010
Place: Dhaka